

Scaled data based on original data using
LM-79-08 Approved Method: Electrical and Photometric Measurements of Solid-
State Lighting Products

Test Report Prepared for
Cooper Lighting Solutions
(formerly Eaton)

Brand: McGRAW-EDISON

Report Number: P385675

Luminaire Tested: **GWC-SA1B-727-U-T4FT**

Issue Date: 3/3/2020

Test Information

Test Method: LM-79-08
Report Number: P385675
TEST IS SCALED FROM IESNA LM-79-08 TEST DATA (G2-1903-205-16)
Test Lab: INNOVATION CENTER
Issue Date: 3/3/2020
Manufacturer: COOPER LIGHTING SOLUTIONS (FORMERLY EATON)
Product Line: MCGRAW-EDISON
Catalog Number: GWC-SA1B-727-U-T4FT
Description: GALLEON WALL LUMINAIRE
(1) 70 CRI, 2700K, 800mA LIGHTSQUARE WITH 16 LEDS AND TYPE IV FORWARD
THROW OPTICS
Light Source: -
Ballast/Driver: ELECTRONIC DRIVER

Summary

Lumens per Lamp: N/A
Luminaire Lumens: 5136 lumens
Efficiency: N/A
Efficacy: 116.7 lumens/watt
Luminous Opening: Rectangular (W 0.5' x L: 0.5' x H: 0')
IES Classification: Type IV - Short
BUG Rating: B1 - U0 - G2

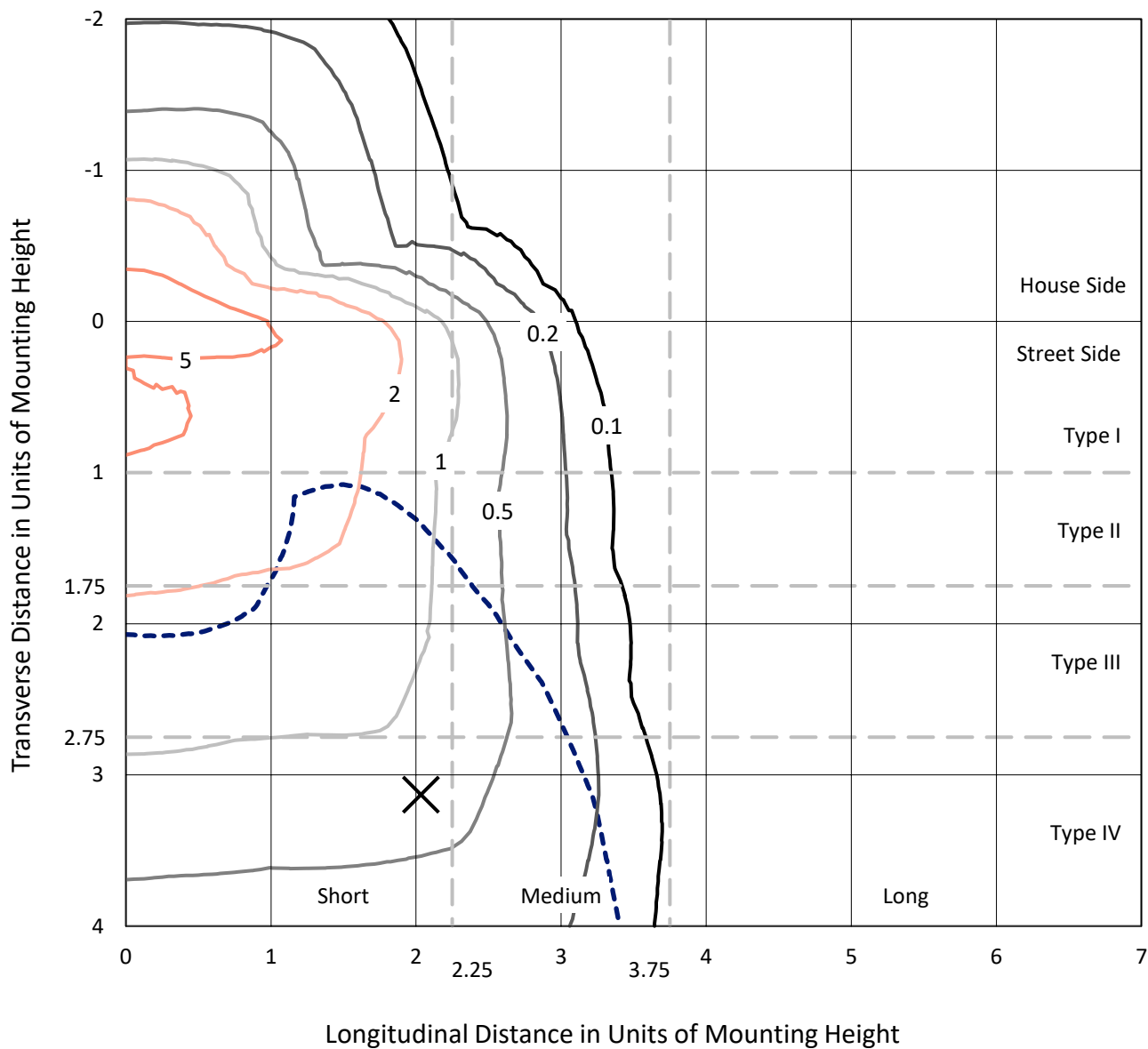
Input Watts (W): 44
Input Voltage (V): NR
Input Current (Ain): NR
Voltage Rise (V): NR
Power Factor: NR
Total Harmonic Distortion (THDi): NR
Frequency (hertz): 60
Stabilization Time: NR
Operation Time: NR
Ambient Temperature (°C): NR
Test Distance: 24 FT



REPORT NUMBER: P385675
 CATALOG NUMBER: GWC-SA1B-727-U-T4FT

Iso-Footcandle Lines of Horizontal Illumination

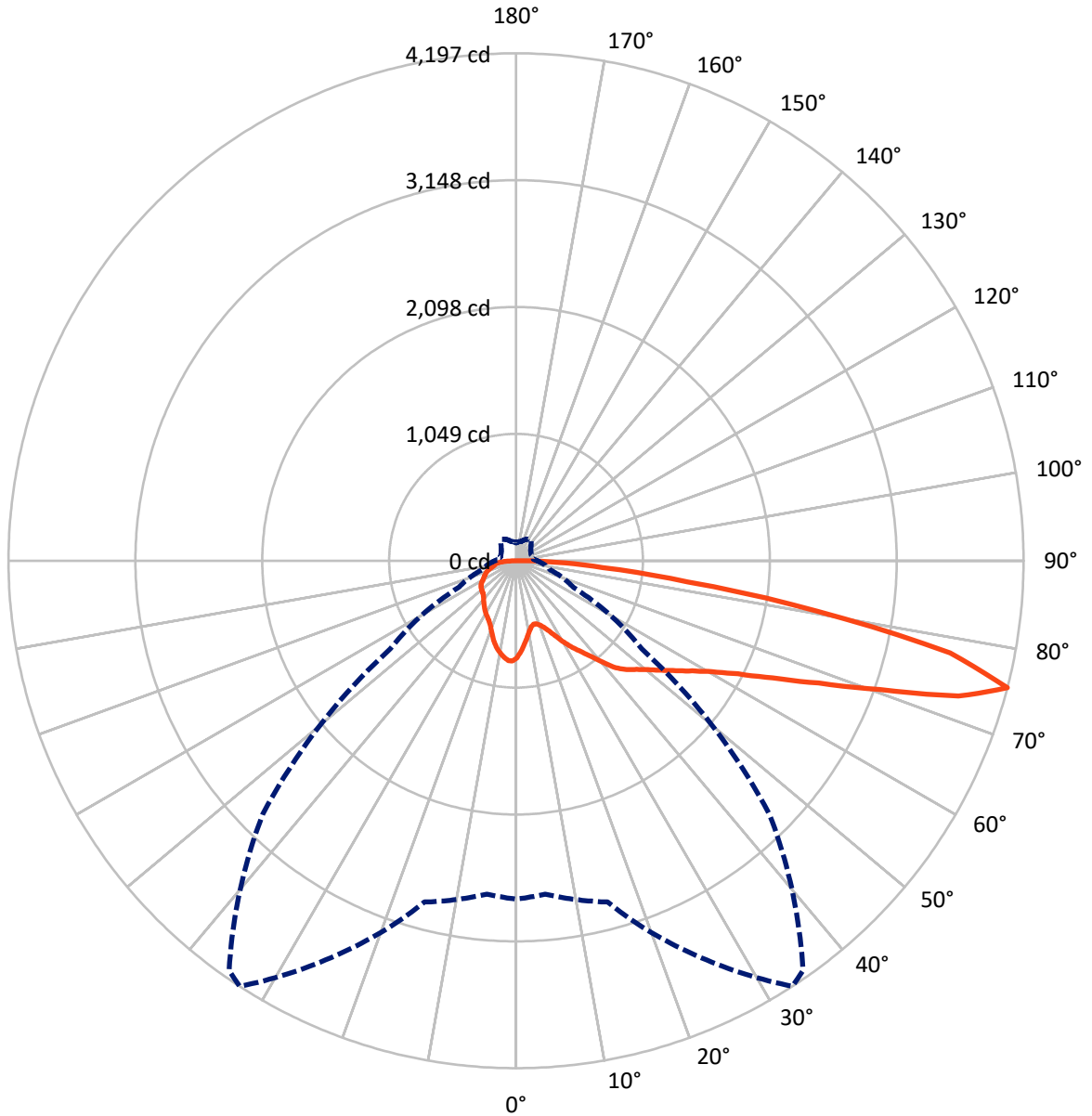
× Max cd
 - - - 1/2 Max cd



Based on 10 foot mounting height. Maximum calculated value = 8 fc
 Type IV - Short - N/A

REPORT NUMBER: P385675
CATALOG NUMBER: GWC-SA1B-727-U-T4FT

Luminous Intensity Polar Plot



— Vertical Plane Through 33-Deg Lateral - - - Horizontal Cone Through 75-Deg Vertical



REPORT NUMBER: P385675
 CATALOG NUMBER: GWC-SA1B-727-U-T4FT

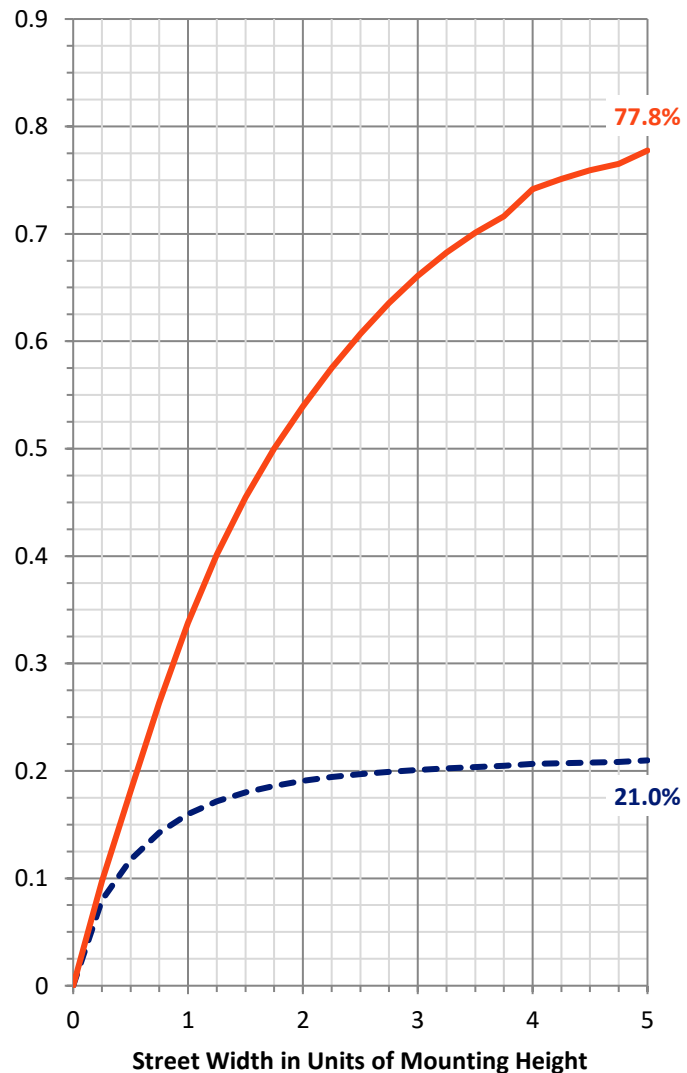
FLUX DISTRIBUTION:

		Downward	Upward	Total
House Side	Lumens	1102.8	0.0	1102.8
	% Fixture	21.5	0.0	21.5
Street Side	Lumens	4033.2	0.0	4033.2
	% Fixture	78.5	0.0	78.5
Total	Lumens	5136.0	0.0	5136.0
	% Fixture	100.0	0.0	100.0

ZONAL LUMENS:

Zone	Lumens	% Fixture
0°-10°	72.6	1.4
10°-20°	196.6	3.8
20°-30°	321.1	6.3
30°-40°	478.2	9.3
40°-50°	685.9	13.4
50°-60°	941.7	18.3
60°-70°	1178.9	23.0
70°-80°	1066.5	20.8
80°-90°	194.3	3.8
90°-100°	0.0	0.0
100°-110°	0.0	0.0
110°-120°	0.0	0.0
120°-130°	0.0	0.0
130°-140°	0.0	0.0
140°-150°	0.0	0.0
150°-160°	0.0	0.0
160°-170°	0.0	0.0
170°-180°	0.0	0.0
0°-90°	5136.0	100.0
0°-180°	5136.0	100.0

Coefficient of Utilization



REPORT NUMBER: P385675

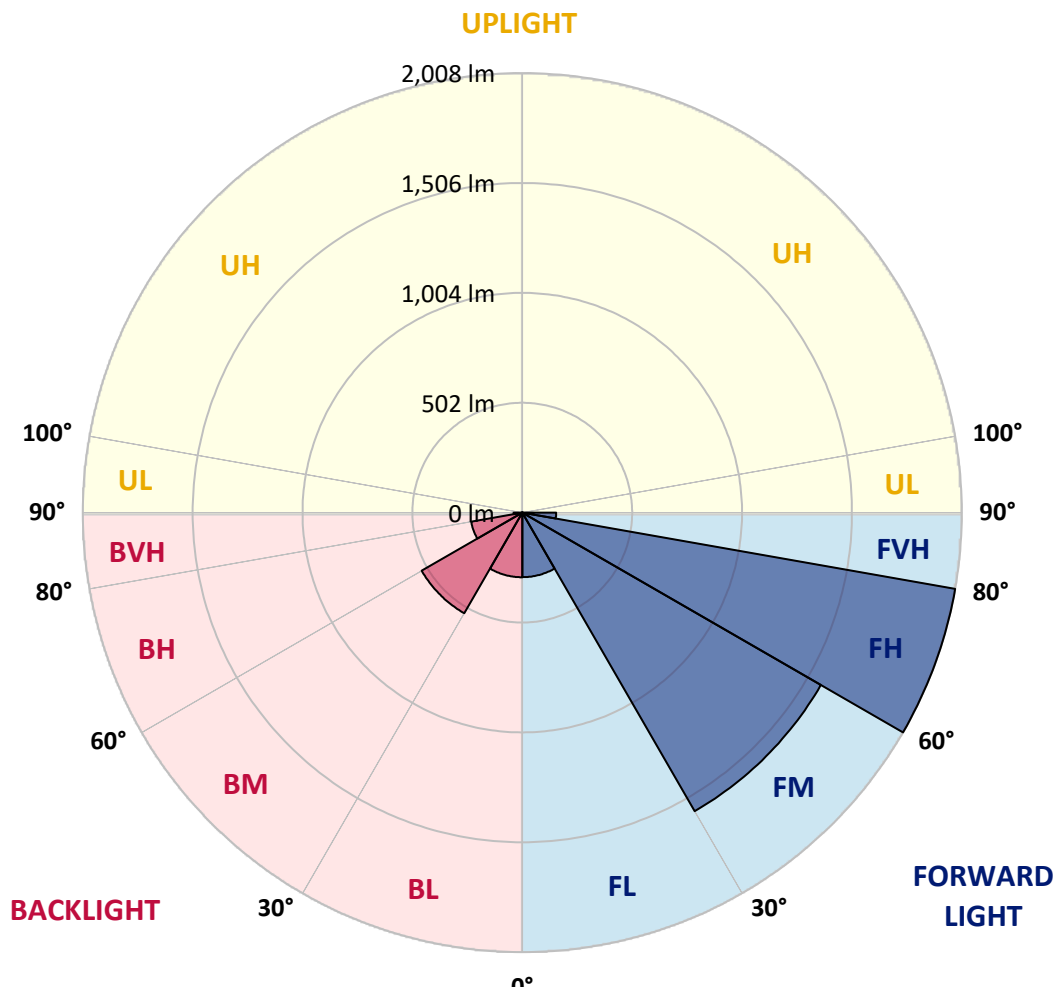
CATALOG NUMBER: GWC-SA1B-727-U-T4FT

LUMINAIRE CLASSIFICATION SYSTEM LUMEN TABLE AND BUG RATING:

Zone	Lumens	% Fixture	Zone Rating/Lumen Limit		
			B	U	G
FL (0°-30°)	295.0	5.7			
FM (30°-60°)	1575.1	30.7			
FH (60°-80°)	2008.4	39.1			G2/5000
FVH (80°-90°)	154.7	3.0			G2/225
BL (0°-30°)	295.4	5.8	B1/500		
BM (30°-60°)	530.8	10.3	B1/1000		
BH (60°-80°)	237.1	4.6	B1/500		G1/500
BVH (80°-90°)	39.6	0.8			G1/100
UL (90°-100°)	0.0	0.0		U0/0	
UH (100°-180°)	0.0	0.0		U0/0	

BUG Rating: B1-U0-G2

Type IV Short





REPORT NUMBER: P385675

CATALOG NUMBER: GWC-SA1B-727-U-T4FT

CANDELA DISTRIBUTION (FULL):

	0°	5°	15°	25°	33°	35°	45°	55°	65°	75°	85°
0°	802.8	802.8	802.8	802.8	802.8	802.8	802.8	802.8	802.8	802.8	802.8
2.5°	745.5	742.6	748.0	748.7	753.3	755.1	761.4	771.4	779.5	788.9	797.5
5°	677.9	675.9	683.4	688.7	698.8	703.1	718.2	739.3	758.1	779.4	798.7
7.5°	613.7	612.6	620.9	633.0	644.7	650.6	676.6	707.3	738.7	773.2	802.8
10°	559.6	559.2	567.2	579.1	596.3	602.8	636.6	677.0	721.0	768.4	809.7
12.5°	529.2	530.5	534.2	544.1	560.1	566.7	604.1	651.6	706.1	766.8	819.8
15°	536.7	538.6	532.2	531.9	543.2	548.4	583.5	633.5	695.5	769.4	834.5
17.5°	568.4	568.8	551.9	541.3	548.2	550.9	577.1	623.2	689.2	775.5	853.0
20°	613.1	612.2	582.4	564.7	568.4	569.1	586.2	623.4	688.7	785.9	876.9
22.5°	672.4	665.8	625.7	601.6	600.7	599.6	609.4	636.6	696.5	803.0	905.5
25°	749.7	743.5	688.4	655.4	648.3	645.6	647.0	664.6	712.0	821.2	937.4
27.5°	835.8	825.0	771.7	725.1	710.4	706.6	698.1	704.1	728.8	838.8	975.4
30°	907.8	902.0	855.5	800.1	782.7	777.4	755.1	748.5	753.1	862.8	1023.3
32.5°	948.1	944.2	916.0	871.3	855.1	847.7	816.1	803.0	792.1	900.5	1088.2
35°	996.9	994.4	977.4	944.9	920.9	913.1	888.7	875.0	847.1	952.5	1172.2
37.5°	1059.0	1056.3	1056.7	1030.4	1001.8	994.6	978.4	964.1	918.5	1020.8	1263.3
40°	1129.2	1124.1	1122.1	1120.9	1102.8	1098.7	1090.2	1070.7	1007.9	1102.4	1353.3
42.5°	1235.0	1216.7	1177.7	1192.4	1210.3	1208.2	1215.1	1187.1	1107.2	1198.9	1441.1
45°	1337.0	1307.0	1239.6	1242.8	1282.0	1293.9	1345.7	1325.8	1214.9	1304.7	1531.9
47.5°	1383.5	1360.7	1303.4	1303.6	1342.5	1367.1	1480.7	1466.5	1328.1	1424.8	1642.8
50°	1435.4	1412.7	1361.3	1380.6	1414.5	1440.8	1611.1	1603.8	1435.8	1556.3	1775.7
52.5°	1492.2	1453.7	1421.1	1455.7	1503.2	1533.7	1741.6	1721.8	1534.6	1688.6	1928.5
55°	1492.9	1482.4	1507.3	1532.7	1603.8	1641.2	1878.4	1825.9	1615.2	1818.6	2052.8
57.5°	1577.9	1560.9	1613.6	1625.3	1718.2	1760.5	2014.5	1916.6	1697.1	1918.3	2119.9
60°	1690.4	1675.8	1718.9	1749.8	1859.8	1916.2	2159.8	2009.7	1761.5	1993.6	2116.7
62.5°	1884.6	1868.1	1867.6	1910.9	2059.0	2124.7	2322.8	2101.1	1787.1	2008.5	2026.4
65°	2169.0	2142.8	2093.3	2113.9	2334.2	2399.7	2505.0	2167.3	1753.4	1928.6	1793.8
67.5°	2445.8	2444.9	2384.1	2426.3	2697.5	2750.1	2712.6	2173.8	1648.1	1650.6	1381.1
70°	2721.7	2725.2	2714.9	2861.8	3188.4	3243.1	2933.7	2085.6	1411.7	1192.0	827.4
72.5°	2940.2	2939.3	2991.2	3369.9	3825.5	3813.3	3120.0	1818.5	1013.6	643.5	395.4
75°	2798.7	2767.8	2922.1	3621.5	4196.8	4137.1	2961.5	1268.5	526.0	292.9	212.9
77.5°	1825.4	1854.7	2081.2	2991.7	3671.0	3598.3	2172.8	591.8	247.8	192.1	154.3
80°	661.0	691.9	974.5	1694.6	2529.2	2517.3	1070.0	243.2	167.7	145.1	112.5
82.5°	227.4	238.8	384.5	752.6	1428.0	1481.2	402.5	138.2	121.9	102.9	77.0
85°	89.2	102.2	175.8	362.1	720.3	725.6	163.0	82.7	84.8	67.4	42.2
87.5°	33.9	41.2	84.1	168.2	328.9	302.1	58.4	39.4	48.3	40.1	20.0
90°	0.0	0.0	0.0	0.0	0.0	0.0	0.0	0.0	0.0	0.0	0.0



REPORT NUMBER: P385675
 CATALOG NUMBER: GWC-SA1B-727-U-T4FT

CANDELA DISTRIBUTION (continued):

	90°	95°	105°	115°	125°	135°	145°	155°	165°	175°	180°
0°	802.8	802.8	802.8	802.8	802.8	802.8	802.8	802.8	802.8	802.8	802.8
2.5°	804.0	807.8	815.6	820.9	826.6	828.2	828.9	830.3	831.7	831.2	831.3
5°	809.0	816.3	828.9	834.2	836.7	833.8	828.3	823.9	820.7	818.9	818.4
7.5°	817.2	827.4	840.9	840.0	834.4	821.8	807.6	796.9	788.1	784.9	783.1
10°	828.0	840.0	849.4	839.3	822.8	801.0	779.7	763.2	749.9	744.8	743.9
12.5°	841.8	854.1	855.8	834.4	807.0	777.2	748.3	726.5	706.6	700.2	698.8
15°	859.7	871.3	860.3	825.7	787.5	747.4	710.0	680.4	659.4	651.6	648.8
17.5°	878.5	889.5	861.2	811.3	762.0	712.1	665.1	634.8	610.8	601.8	600.7
20°	901.1	906.0	857.4	790.7	726.9	666.4	616.9	588.3	575.5	569.1	568.4
22.5°	928.9	923.6	848.9	762.9	682.3	613.5	573.2	559.9	556.7	555.3	555.8
25°	958.4	942.1	836.3	726.5	626.1	560.6	541.3	545.0	549.3	548.7	548.7
27.5°	990.8	960.9	817.0	678.2	563.8	517.3	519.6	533.3	539.7	539.5	539.3
30°	1032.5	982.1	792.3	620.2	505.6	486.8	500.8	517.5	526.2	525.8	526.0
32.5°	1083.8	1005.6	758.8	555.5	463.6	464.3	480.4	496.9	507.0	506.2	506.3
35°	1143.8	1031.8	713.4	491.6	435.7	446.4	459.1	470.7	480.3	479.0	477.8
37.5°	1209.1	1057.5	653.1	434.5	413.0	429.7	440.3	442.3	446.7	443.5	441.2
40°	1271.2	1077.2	575.3	387.6	390.1	415.5	422.4	414.6	406.6	405.6	402.4
42.5°	1325.3	1083.8	496.8	350.2	366.0	400.6	404.9	388.5	374.2	367.4	364.6
45°	1382.4	1086.1	423.5	318.8	342.8	387.3	391.9	370.1	349.9	335.3	330.5
47.5°	1457.1	1102.8	366.5	295.6	325.0	378.4	385.0	355.4	329.1	308.3	303.9
50°	1554.8	1135.8	320.2	277.8	313.5	372.6	380.0	341.0	312.1	287.1	282.6
52.5°	1663.4	1166.1	282.8	263.5	302.3	362.3	373.6	330.7	296.1	267.4	262.6
55°	1739.3	1142.9	252.6	248.6	287.8	347.5	364.8	322.0	273.2	248.2	243.9
57.5°	1753.9	1063.4	229.7	233.1	270.2	329.1	351.1	302.7	260.8	239.9	235.4
60°	1714.1	952.7	212.7	218.9	251.4	305.9	325.5	289.0	248.9	231.0	227.3
62.5°	1614.3	839.3	200.1	206.2	233.8	282.3	309.6	274.6	236.8	220.9	217.2
65°	1412.5	704.7	188.1	194.8	217.5	261.9	295.2	261.3	225.0	212.7	209.2
67.5°	1066.2	527.8	176.7	182.7	203.0	244.1	279.6	248.2	213.4	205.6	201.4
70°	627.9	330.5	163.8	170.1	187.7	225.7	262.9	233.8	199.1	195.5	190.0
72.5°	292.2	198.9	149.0	155.2	168.5	201.0	241.5	215.0	182.0	174.2	166.8
75°	174.4	145.5	131.6	137.1	146.5	174.8	214.5	195.9	165.9	155.6	147.8
77.5°	130.4	111.2	112.5	118.3	126.0	152.9	190.0	180.8	153.5	145.5	140.2
80°	93.9	84.4	91.7	98.1	106.1	139.1	182.0	167.1	138.7	128.1	123.1
82.5°	62.6	60.7	69.0	75.6	83.4	121.7	171.0	146.4	118.5	105.0	94.0
85°	34.6	36.5	46.5	49.3	56.1	85.7	140.2	117.6	89.2	71.9	68.7
87.5°	14.4	16.9	25.0	24.1	29.8	51.1	92.3	71.0	56.8	42.4	33.0
90°	0.0	0.0	0.0	0.0	0.0	0.0	0.0	0.0	0.0	0.0	0.0

Signify Classified - Internal
Cooper Lighting Solutions Photometric Lab
1121 Highway 74 South
Peachtree City, GA 30269

Scaled Data Report



Report Generated By 670245982

Signify Classified - Internal
Cooper Lighting Solutions Photometric Lab
1121 Highway 74 South
Peachtree City, GA 30269

Scaled Data Report



Signify Classified - Internal
Cooper Lighting Solutions Photometric Lab
1121 Highway 74 South
Peachtree City, GA 30269

Scaled Data Report



Signify Classified - Internal
Cooper Lighting Solutions Photometric Lab
1121 Highway 74 South
Peachtree City, GA 30269

Scaled Data Report



Signify Classified - Internal
Cooper Lighting Solutions Photometric Lab
1121 Highway 74 South
Peachtree City, GA 30269

Scaled Data Report



--- HS — SS

Signify Classified - Internal
Cooper Lighting Solutions Photometric Lab
1121 Highway 74 South
Peachtree City, GA 30269

Scaled Data Report



u

Signify Classified - Internal
Cooper Lighting Solutions Photometric Lab
1121 Highway 74 South
Peachtree City, GA 30269

Scaled Data Report



Signify Classified - Internal
Cooper Lighting Solutions Photometric Lab
1121 Highway 74 South
Peachtree City, GA 30269

Scaled Data Report



(END OF REPORT)